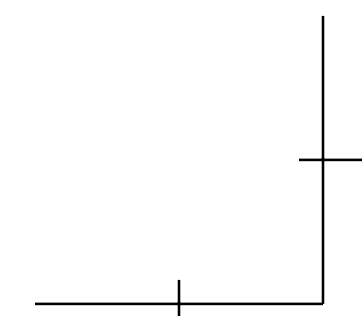
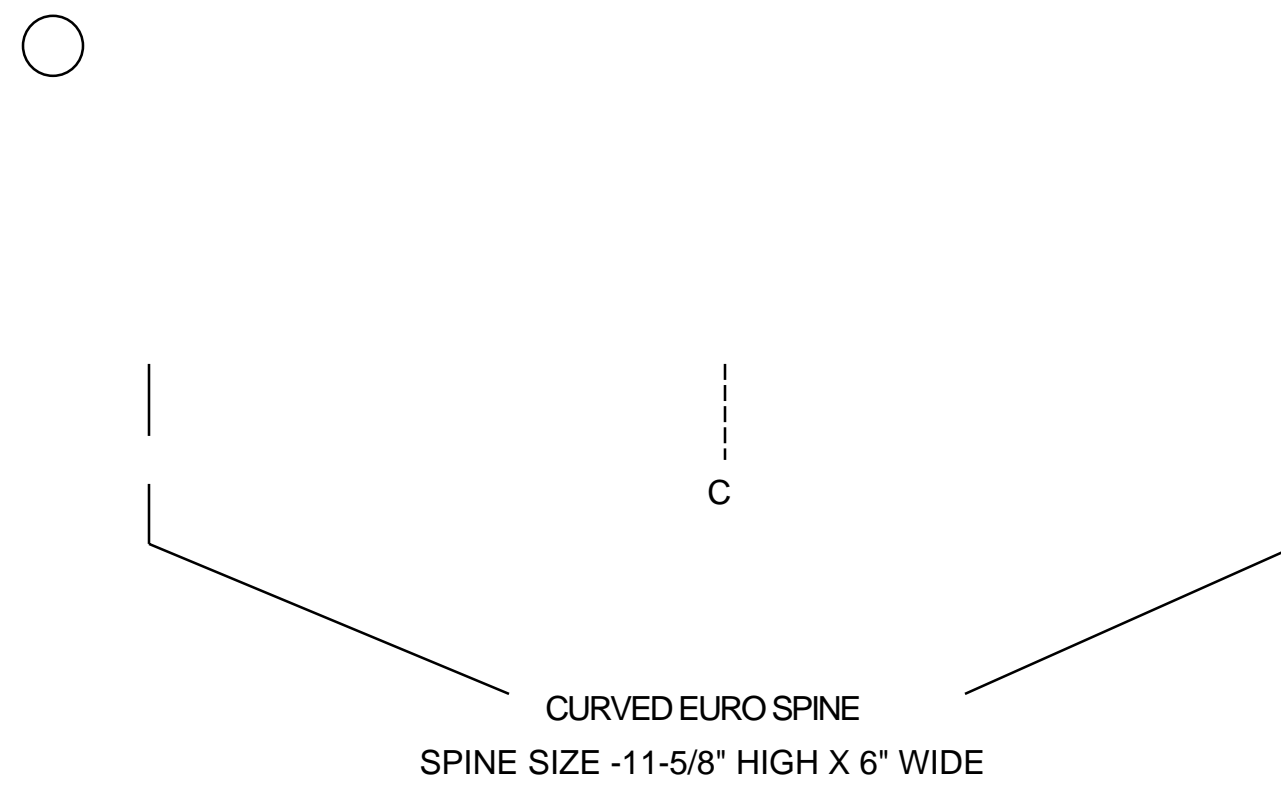
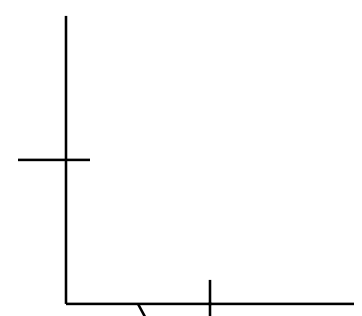
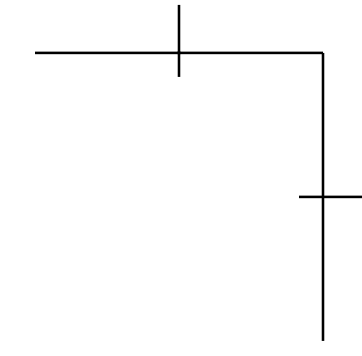

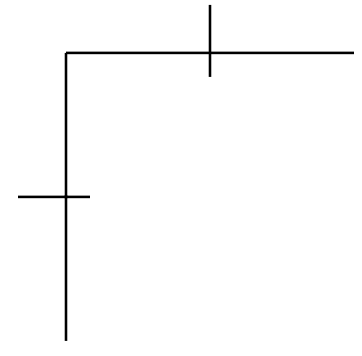


CURVED MULTI-SCORED SPINE  
11" X 8 1/2" SHEET SIZE PLUS 1/2" TAB ALLOWANCE  
3" CAPACITY STRAIGHT D RING METAL  
COVER MATERIAL TEMPLATE  
3" Cap-118.5-SD-ME-C

OUTSIDE VIEW SHOWN --- PRINT THIS SIDE



BACK PANEL SIZE: 11-5/8" HIGH X 10-3/8" WIDE

COVER MATERIAL SIZE: 13-1/8" HIGH X 28-1/4" WIDE

PLEASE EXTEND ALL BLEEDS AT LEAST 1/8" BEYOND THE OUTER EDGES OF THE COVER MATERIAL

CURVED EURO SPINE  
SPINE SIZE - 11-5/8" HIGH X 6" WIDE

FRONT PANEL SIZE: 11-5/8" HIGH X 10-3/8" WIDE

○ RIVET HEAD PLACEMENT  
PLEASE ALLOW 1/8" PERIMETER VOID OF  
GRAPHICS AROUND EACH RIVET HEAD  
PLEASE REMOVE BEFORE THE FINAL PRINT